

Model	Ø A	B	Ø C	Ø D	E	F	Ø G
AXIA AI HP 30	317	200	355	377	294	8	10
AXIA AI HP 35	355	200	395	421	271/294	8	10
AXIA AI HP 40	405	220	450	472	237/349	8	12
AXIA AI HP 45	451	250	500	530	378	8	12
AXIA AI HP 50	503	280	560	590	292/327	12	12
AXIA AI HP 55	560	280	620	650	384/419	12	12
AXIA AI HP 60	634	280	690	720	408/445/585	12	12
AXIA AI HP 70	711	280	770	800	360/371/397/437	16	12

AXIA AI HP

AXIAL DUCT FAN

High-performance ducted axial fans, designed for industrial and tertiary ventilation plants with round normalized ducts.

- The range is composed by 8 sizes, with capacities up to 24.000 m³/h.
- Impeller with high efficiency airfoil blades, variable pitch angle in still position, in plastic material or in die-cast aluminum alloy. Hub in die-cast aluminum alloy.
- Balancing according to UNI ISO 1940.

- Casing in steel sheet protected with epoxy painting.
- Fixing flanges according to UNIISO 6580/EUROVENT 1-2.
- Asynchronous electric motor, protection IP 55, class F insulated, form B3, service S1 construction according to the IEC/EEC (UNEL-MEC) standard.
- Higher sizes and performance are available on request.



POSITIONING

- Duct mounting

ENVIRONMENTS APPLICATION

AXIA AI HP series is suitable when large air capacities with relatively low pressures are required in duct mounted applications.

- Industrial and tertiary ventilation and conditioning systems.

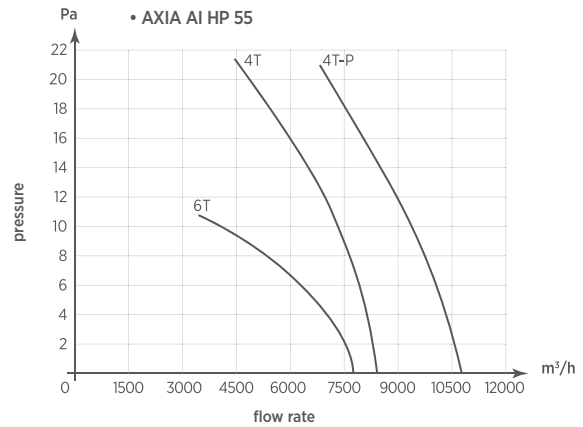
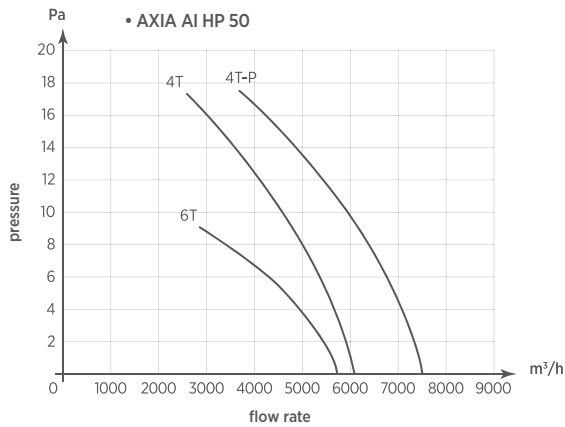
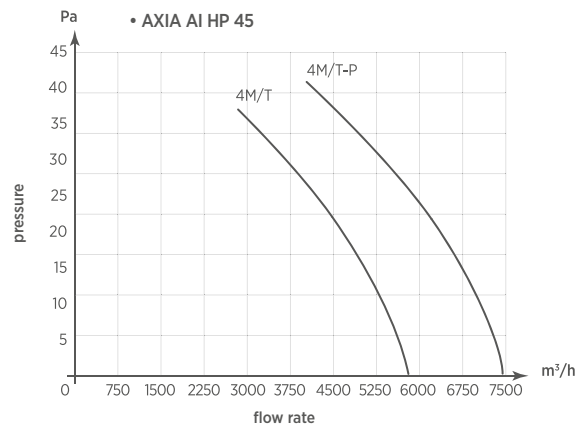
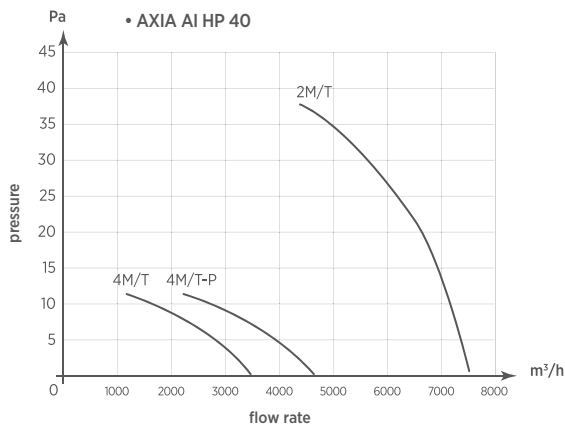
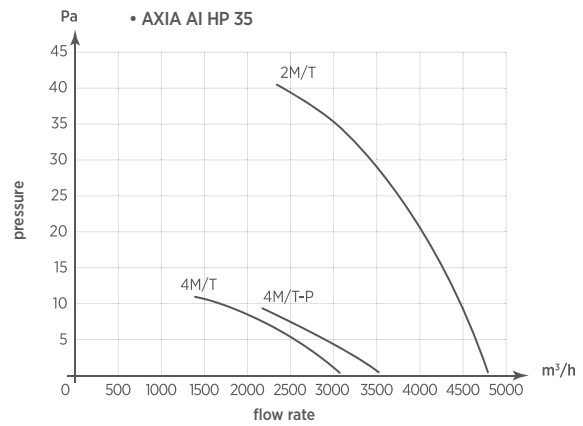
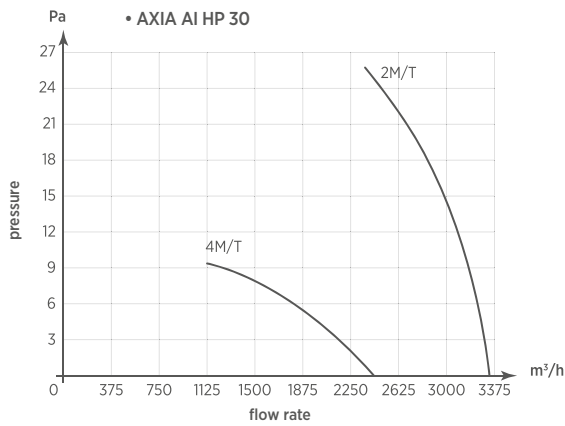
- Mining and naval applications, evaporative towers, heat exchangers, cooling of electric and refrigerating equipments, etc.

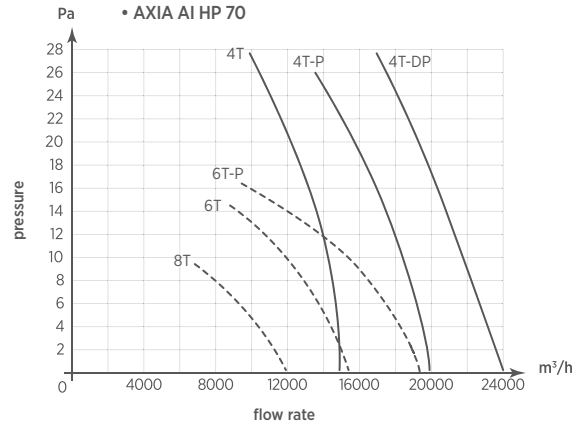
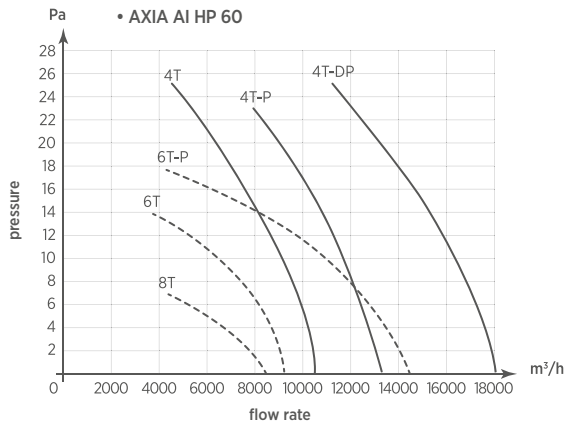
TECHNICAL DATA

Model	Code	Motor	N° poles	Rev. per min. (RPM)	Voltage (Volt)	Frequency (Hz)	Flow rate (m ³ /h)	Max press (mm H ₂ O)	Max press. (Pa)	Power kW	Nom. Curr. (A) 230 V	400 V	IP Motor protection	Noisiness dB(A) _{2m}	Weight (kg)
AXIA AI HP 30 2M	0013100	Single phase	2	2800	230	50	3300	24	235	0,37	2,5	-	IP55	70	13
AXIA AI HP 30 4M	0013102	Single phase	4	1400	230	50	2450	8	78	0,09	0,9	-	IP55	53	13
AXIA AI HP 35 2M	0013104	Single phase	2	2800	230	50	4800	40	392	0,55	4	-	IP55	77	14
AXIA AI HP 35 4M	0013106	Single phase	4	1400	230	50	3000	9	88	0,12	1,1	-	IP55	55	14
AXIA AI HP 35 4M-P	0013108	Single phase	4	1400	230	50	3400	10	98	0,12	1,1	-	IP55	57	14
AXIA AI HP 40 2M	0013110	Single phase	2	2800	230	50	8000	38	373	1,1	7,5	-	IP55	79	16
AXIA AI HP 40 4M	0013112	Single phase	4	1400	230	50	3450	11	108	0,12	1,1	-	IP55	59	16
AXIA AI HP 40 4M-P	0013114	Single phase	4	1400	230	50	4550	12	118	0,18	1,6	-	IP55	62	16
AXIA AI HP 45 4M	0013116	Single phase	4	1400	230	50	5800	13	127	0,25	2,4	-	IP55	63	23
AXIA AI HP 45 4M-P	0013118	Single phase	4	1400	230	50	7500	15	147	0,37	3,1	-	IP55	74	23
AXIA AI HP 30 2T	0013101	Three phase	2	2800	400	50	3300	24	235	0,37	1,2	1	IP55	66	13
AXIA AI HP 30 4T	0013103	Three phase	4	1400	400	50	2450	8	78	0,09	0,7	0,38	IP55	53	13
AXIA AI HP 35 2T	0013105	Three phase	2	2800	400	50	4800	40	392	0,55	2,8	1,6	IP55	77	14
AXIA AI HP 35 4T	0013107	Three phase	4	1400	400	50	3000	9	88	0,12	0,7	0,4	IP55	55	14
AXIA AI HP 35 4T-P	0013109	Three phase	4	1400	400	50	3400	10	98	0,12	0,7	0,4	IP55	57	14
AXIA AI HP 40 2T	0013111	Three phase	2	2800	400	50	8000	38	373	1,1	4,5	2,6	IP55	79	16
AXIA AI HP 40 4T	0013113	Three phase	4	1400	400	50	3450	11	108	0,12	0,7	0,4	IP55	59	16
AXIA AI HP 40 4T-P	0013115	Three phase	4	1400	400	50	4550	12	118	0,18	1,0	0,6	IP55	62	16
AXIA AI HP 45 4T	0013117	Three phase	4	1400	400	50	5800	13	127	0,25	1,4	0,8	IP55	63	23
AXIA AI HP 45 4T-P	0013119	Three phase	4	1400	400	50	7500	15	147	0,37	2,1	1,2	IP55	68	23
AXIA AI HP 50 4T	0013121	Three phase	4	1400	400	50	6100	17	167	0,37	2,1	1,2	IP55	64	25
AXIA AI HP 50 4T-P	0013123	Three phase	4	1400	400	50	7500	18	177	0,55	2,8	1,6	IP55	69	25
AXIA AI HP 50 6T	0013125	Three phase	6	900	400	50	5700	9	88	0,18	1,2	0,7	IP55	58	25
AXIA AI HP 55 4T	0013127	Three phase	4	1400	400	50	8300	21	207	0,55	2,8	1,6	IP55	69	28
AXIA AI HP 55 4T-P	0013129	Three phase	4	1400	400	50	10700	21	207	0,75	3,5	2	IP55	70	28
AXIA AI HP 55 6T	0013131	Three phase	6	900	400	50	7700	10	98	0,25	1,7	1	IP55	61	28

Model	Code	Motor	N° poles	Rev. per min. (RPM)	Tension (Volt)	Frequency (Hz)	Max flow rate (m³/h)	Max press. (mm H₂O)	Max press. (Pa)	Power kW	Nom. Curr. (A)		IP Motor protection	Noisiness dB(A) _{2m}	Weight (kg)
											230 V	400 V			
AXIA AI HP 60 4T	0013135	Three phase	4	1400	400	50	10500	25	245	0,75	3,5	2	IP55	73	37
AXIA AI HP 60 4T-P	0013137	Three phase	4	1400	400	50	13200	22	217	1,1	4,8	2,8	IP55	75	37
AXIA AI HP 60 4T-DP	0013139	Three phase	4	1400	400	50	18000	25	245	2,2	8,7	5	IP55	80	37
AXIA AI HP 60 6T	0013141	Three phase	6	900	400	50	9200	13	128	0,37	2,2	1,3	IP55	66	37
AXIA AI HP 60 6T-P	0013143	Three phase	6	900	400	50	14400	17	165	0,75	3,8	2,2	IP55	88	37
AXIA AI HP 60 8T	0013145	Three phase	8	700	400	50	8500	7	69	0,18	1,4	0,8	IP55	60	37
AXIA AI HP 70 4T	0013147	Three phase	4	1400	400	50	15000	27	264	1,5	6,1	3,5	IP55	79	44
AXIA AI HP 70 4T-P	0013149	Three phase	4	1400	400	50	20000	26	256	2,2	8,7	5	IP55	81	44
AXIA AI HP 70 4T-DP	0013151	Three phase	4	1400	400	50	24000	28	277	2,7	8,7	6	IP55	81	44
AXIA AI HP 70 6T	0013153	Three phase	6	900	400	50	15400	14	137	0,75	3,8	2,2	IP55	68	44
AXIA AI HP 70 6T-P	0013155	Three phase	6	900	400	50	19200	17	167	1,5	5,2	3,3	IP55	69	44
AXIA AI HP 70 8T	0013157	Three phase	8	700	400	50	12000	9	87	0,37	2,6	1,4	IP55	61	44

FLOW CHARTS





ACCESSORIES:
SEE PAGE 85



Controllers



Safety protection grille



Connection flange



Extension ring



Flexible connection



Support