

Model	Ø A	B	Ø C
TB 10	96	97	55
TB 12	116	97	55
TB 15	147	113	55

TB AXIAL DUCT FAN

- Axial duct fans to extract or intake air, also suitable to “boost” extraction/intake in existing system;
- Body and impeller made of polypropylene talc filled material;
- Retractable model for installation in ducts Ø 100 - 125 - 150 mm;
- Induction motor impedance protected on TB 10 and thermally protected on

- TB12 and TB15;
- Low power consumption and low sound level;
- IPX4 protected (EN 60529);
- In accordance with Standard EN 60335-2-80.



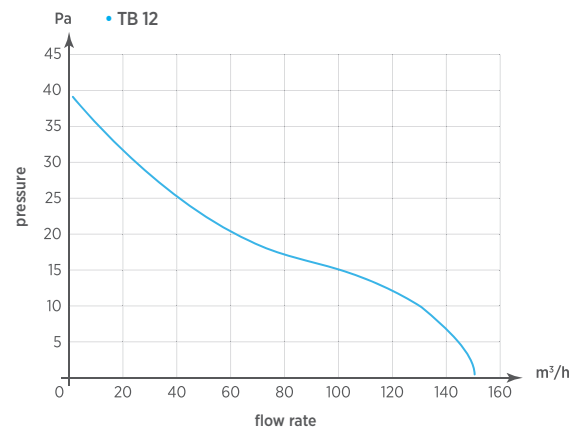
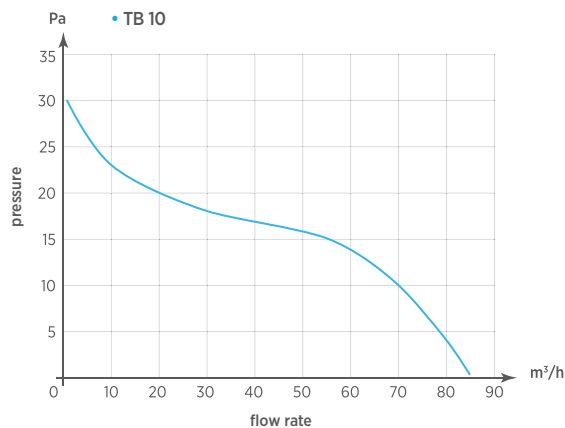
POSITIONING

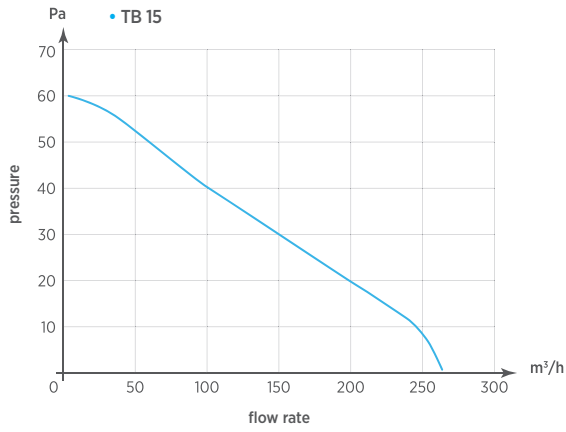
- Wall mounting

TECHNICAL DATA

Model	Code	Ø tube (mm)	Voltage (V)	Frequency (Hz)	Flow rate (m³/h)	Max press. (mm H ₂ O)	Max press. (Pa)	Power (W)	Noisiness dB(A) _{1m}	Weight (Kg)
TB 10	0018400	100	220-240	50	85	3,0	30	15	42	0,5
TB 12	0019400	120	220-240	50	150	4	39	15	43	0,6
TB 15	0019500	150	220-240	50	265	6,1	60	25	50	0,7

FLOW CHARTS





ACCESSORIES:
SEE PAGE 56



Grille



Shutter



Controller



Sensor



Timertronic



Timermatic