

Modello	A	B	C	D	E	F	G
TXA 40 4T	660	45	138	300	100	12	710
TXA 50 4T	760	50	160	345	100	12	875
TXA 63 4T	890	55	185	362	100	12	1120
TXA 71 6T	950	50	155	409	100	12	1300
TXV 80 6T	1230	50	313	518	185	12	1300
TXV 100 6T	1400	50	335	600	170	12	1600

TXA

ROOF FANS

Axial roof fans with horizontal outlet. Ideal for medium/large sized structures.

- Axial roof fans to extract air or fumes directly outside or through ducts;
- High flow rates with low pressures;
- Suitable for industrial environments where is required to extract a big volume of air without ducts such as: warehouses, sheds, parking, greenhouses and breeding, sports facilities, supermarkets and commercial centres, industries;
- Ball bearing class F insulation motor IP55 protected;
- Max temperature of extracted air: 50°C;

- Easy installation;
- Case and air conveyor in galvanized steel sheet, cover protection in fibreglass RAL 7038 coloured, equipped with eyebolts for lifting;
- Safety protection outside grille;
- Double speed through switching star/delta;
- In accordance with the essential requirements of 2006/42/EC Directive concerning machines and European Standards UNI EN ISO 13857; UNI EN ISO 12499; CEI EN 60204-1.



POSITIONING

- Roof mounting

ENVIRONMENTS APPLICATION

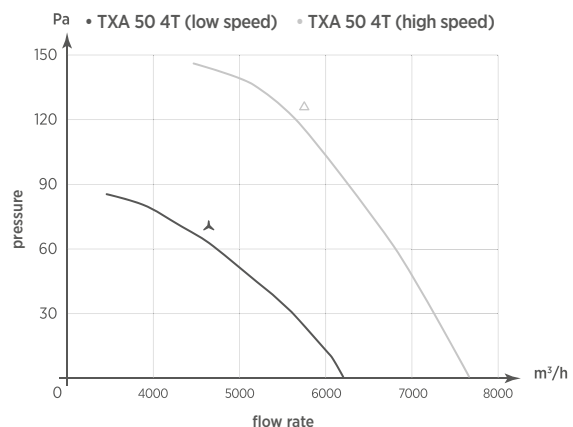
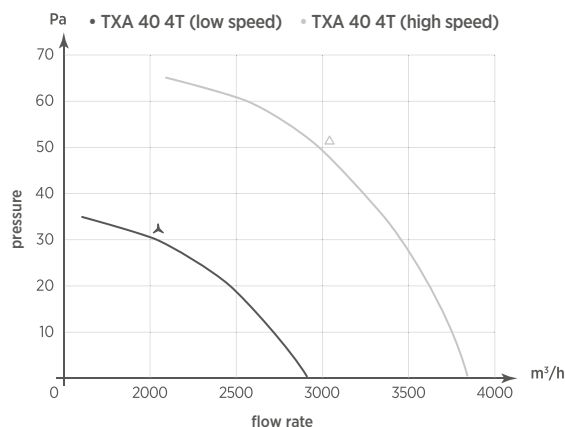
Suitable for Industrial application:

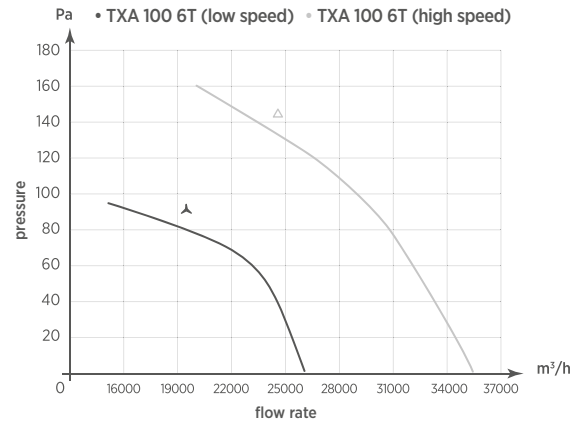
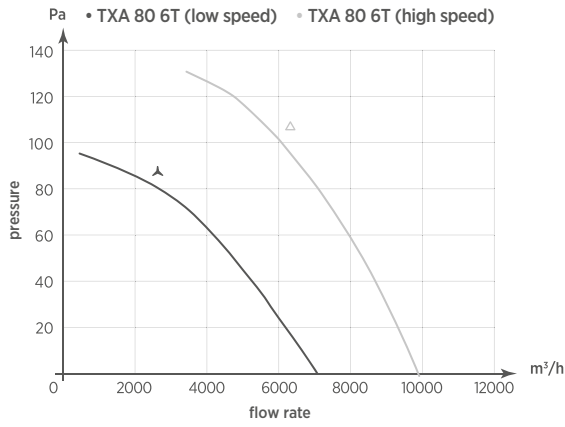
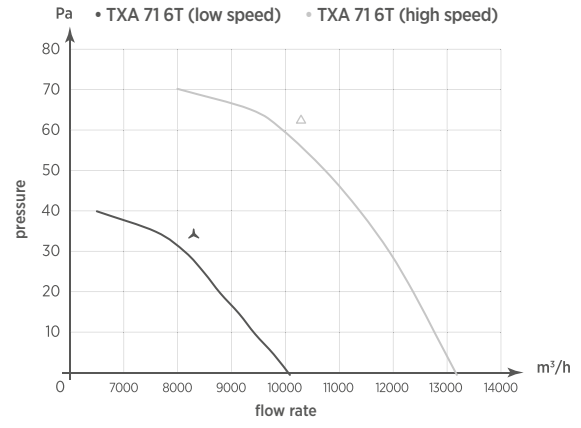
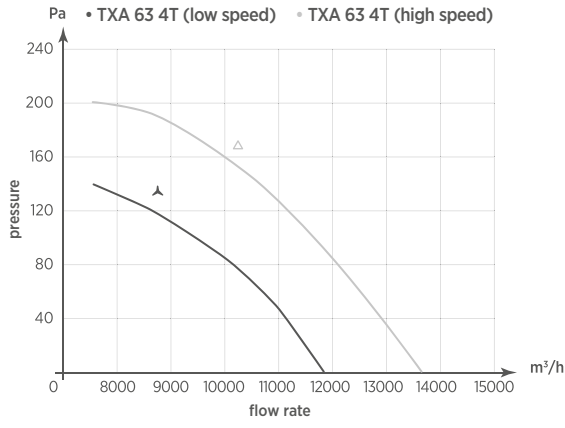
- warehouse;
- industrial buildings;
- Car garages;
- greenhouses and breedings;
- Sport facilities;
- Supermarkets and Shopping centers;
- Factories.

TECHNICAL DATA

Model	Code	Marking	Motor	N° poles	Rev. per min. (RPM)	Voltage (Volt)	Frequency (Hz)	Flow rate (m³/h)	Power (W)	Nom. curr. (A) 400 V	IP Motor protection	Noisiness dB(A) _{2m}	Weight (Kg)
TXA 40 4T	0055010	II 2G c T3	single phase	4	900/1400	400	50-60	2900/3850	69	0,22/0,59	IP55	49/56	17
TXA 50 4T	0055020	II 2G c T3	single phase	4	900/1400	400	50-60	6250/7750	90	0,61/1,14	IP55	59/62	25
TXA 63 4T	0055030	II 2G c T6	three phase	4	900/1400	400	50-60	11900/13700	69	0,56/1,95	IP55	63/67	34
TXA 71 6T	0055040	II 2G c T6	three phase	6	700/900	400	50-60	10100/13200	90	0,85/1,73	IP55	57/63	47
TXA 80 6T	0055050	II 2G c T6	three phase	6	700/900	400	50-60	20300/23700	69	2,16/4,17	IP55	67/61	62
TXA 100 6T	0055060	II 2G c T6	three phase	6	700/900	400	50-60	26100/35500	90	3,8/8,2	IP55	66/73	90

FLOW CHARTS





> **ACCESSORIES:**
SEE PAGE 85

Gravity shutter